



SAFA

COLLEGE OF
ARTS AND SCIENCE

Affiliated to University of Calicut | Recognised by UGC 2(f) | An ISO 9001-2015 Certified

FEEDBACK SYSTEM

ANALYSIS REPORT

ALUMNI: 2022-23



REPORT

INTRODUCTION

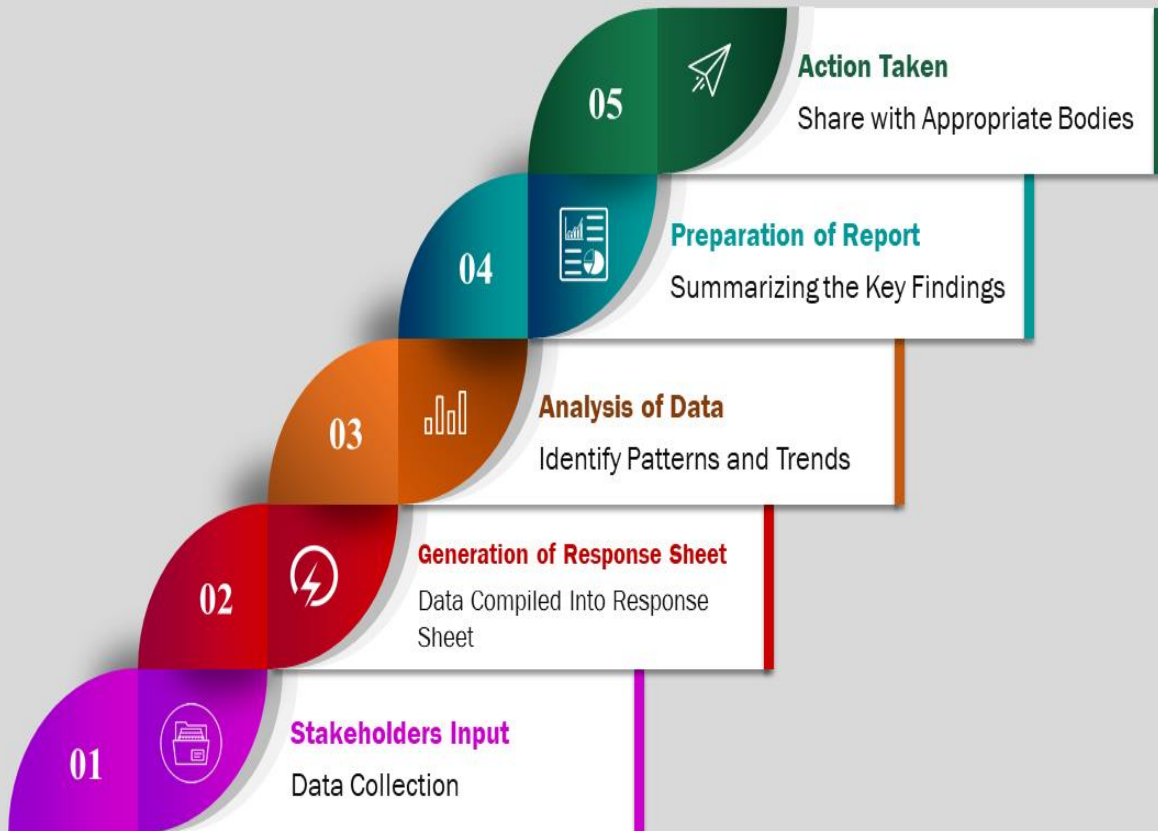
Feedback is the backbone of any institution. No institution can grow and make arrangements for the betterment of the institution without taking feedback from different stakeholders. Academic performance, ambience of the institution, curriculum and its transactions are the crucial factors of teaching –learning process. Effective feedback is henceforth designed to determine a learner’s level of understanding which varies to each individual so that they can plan for the next steps towards achieving their targeted learning goals.

Just before the completion of the academic session, IQAC collected feedback in blended mode from different stakeholders i.e. Students, Teachers, Alumni, Parents and Employer regarding ambience of the institution and its curriculum transactions in order to ensure constant growth of the institution and progress of the students. A structured questionnaire consisted of multiple-choice questions and one descriptive question was prepared, collected and analysed to develop the road map for the academic year ahead.

FEEDBACK PROCEDURE

The Internal Quality Assurance Cell (IQAC) of the College has continuously been working on quality culture and the betterment of student learning experiences. The IQAC of the college prepared questionnaires in a 5-point Likert method, and collected information relating to the institutional Ambience and the curriculum. An effort was made to receive feedback from the 6th semester students of the college. For this purpose, offline mode was used to collect feedback responses. Following the collection of data from stakeholders, the response sheet is prepared and analysed using pre-set parameters and for the effective presentation of the data, various types of graphs have been used. Departments take necessary action based on the report. The department sends a copy of the report, together with the action performed, to the Internal Quality Assurance Cell (IQAC) for any additional action that is necessary.

Feedback Procedures



Link for the feedback forms;

Alumni feedback (Curriculum) form - [Click here](#)

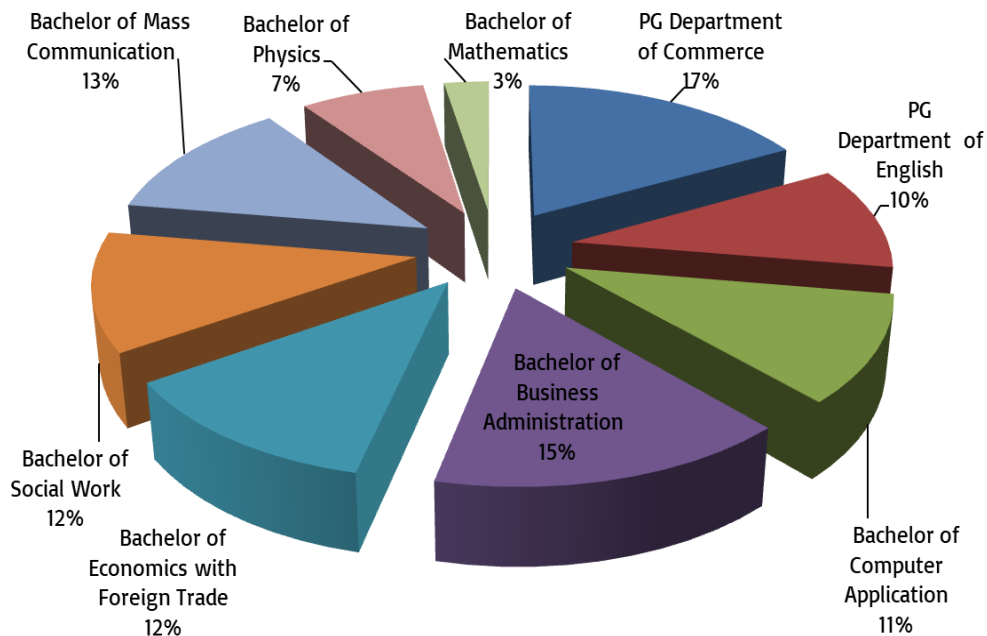
ALUMNI FEEDBACK ANALYSIS AND REPORT

1. NUMBER OF RESPONSES RECEIVED

Program Wise Responses Received from Alumni on the Academic Performance and Ambience of the Institution

SI No	Program Name	No. of Responses
01	PG Department of Commerce	58
02	PG Department of English	35
03	PG Department of Economics	36
04	Bachelor of Business Administration	52
05	Bachelor of Computer Application	41
06	Bachelor of Social Work	40
07	Bachelor of Mass Communication	42
08	Bachelor of Physics	25
09	Bachelor of Mathematics	9
TOTAL		338

A total of 338 curriculum based (Department wise) questionnaires were filled by Teachers from various departments.



2. DATA SUMMARY OF ALUMNI FEEDBACK ON ACADEMIC PERFORMANCE AND AMBIENCE OF THE INSTITUTIONS

Response of Teachers
Sample size is 338

SL NO	ATTRIBUTES	STRONGLY AGREE	AGREE	NEUTRAL	DISAGREE	STRONGLY DISAGREE	TOTAL RESPONSES
ACADEMIC PERFORMANCE							
1	Rate the learning ambience of the college	162	144	30	2	0	338
2	Rate the consequence of courses toward global employment	179	110	47	1	1	338
3	How appropriate is the curriculum and syllabus content for your placement/higher education	173	125	35	5	0	338
4	Rate the extent of workshops/internships offered that are helpful to build your career	185	115	29	8	1	338
5	Rate the training and placement support in the curriculum	151	133	53	1	0	338
INSTITUTIONAL AMBIENCE							
6	Rate the Improvement of your interpersonal skills during your study period	179	109	47	1	2	338
7	Rate the academic initiatives undertaken for the benefit of students	152	144	37	5	0	338
8	Rate the Capability of the programs conducted for the Professional requirements.	137	119	75	7	0	338
9	Rate the availability of relevant reading materials and digital resources in the Library and the availability of computers for academic purposes	213	87	35	3	0	338

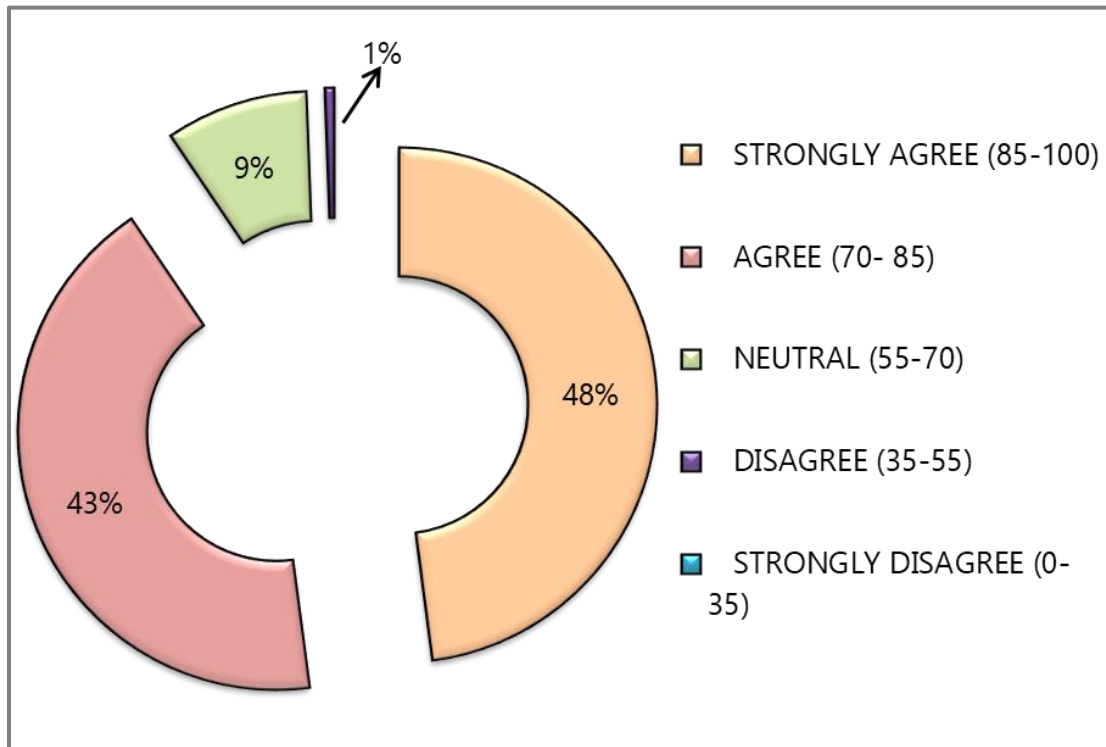
3. CONSOLIDATED ATTRIBUTE WISE (QUESTIONNAIRE) ANALYSIS REPORT

Attribute (Questionnaire)1: Learning Ambience of the College

Tabular presentation of Attribute No:1

ATTRIBUTE	Response of Alumni Sample size is 338					TOTAL RESPONSES
	STRONGLY AGREE	AGREE	NEUTRAL	DISAGREE	STRONGLY DISAGREE	
Rate the learning ambience of the college	162	144	30	2	0	338

Graphical Representation of Attribute No:1



Analysis Report:

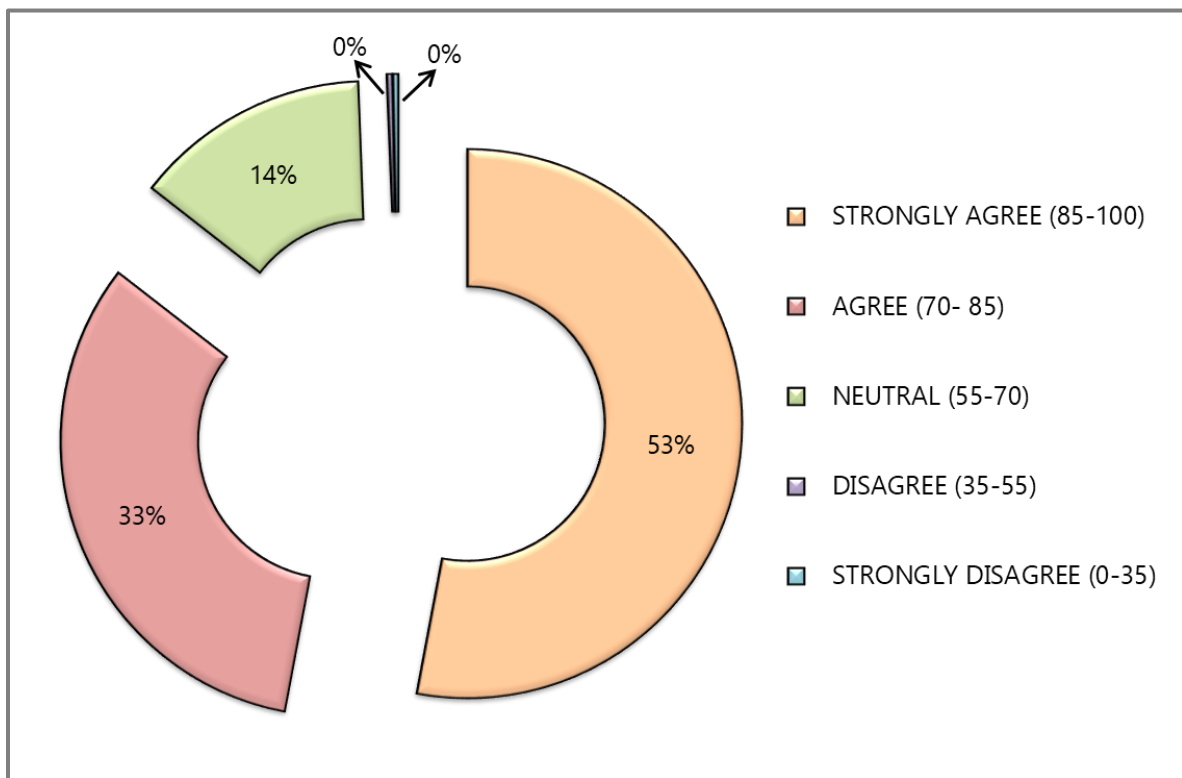
A positive learning ambience in the college creates an environment conducive to focused learning, enhancing students' overall educational experience and academic achievements. The survey results show a strong consensus among students about the college's positive learning atmosphere, highlighting its impact on student satisfaction, engagement, and overall academic experience. 48% strongly agree and 43% agree, with 9% neutral and 1% disagreeing. No respondents strongly disagreed, indicating a positive perception of the college's learning environment.

Attribute (Questionnaire)2: Rate the consequence of courses toward global employment

Tabular presentation of Attribute No:2

ATTRIBUTE	Response of Alumni					TOTAL RESPONSES
	STRONGLY AGREE	AGREE	NEUTRAL	DISAGREE	STRONGLY DISAGREE	
Rate the consequence of courses toward global employment	179	110	47	1	1	338

Graphical Representation of Attribute No: 2



Analysis Report:

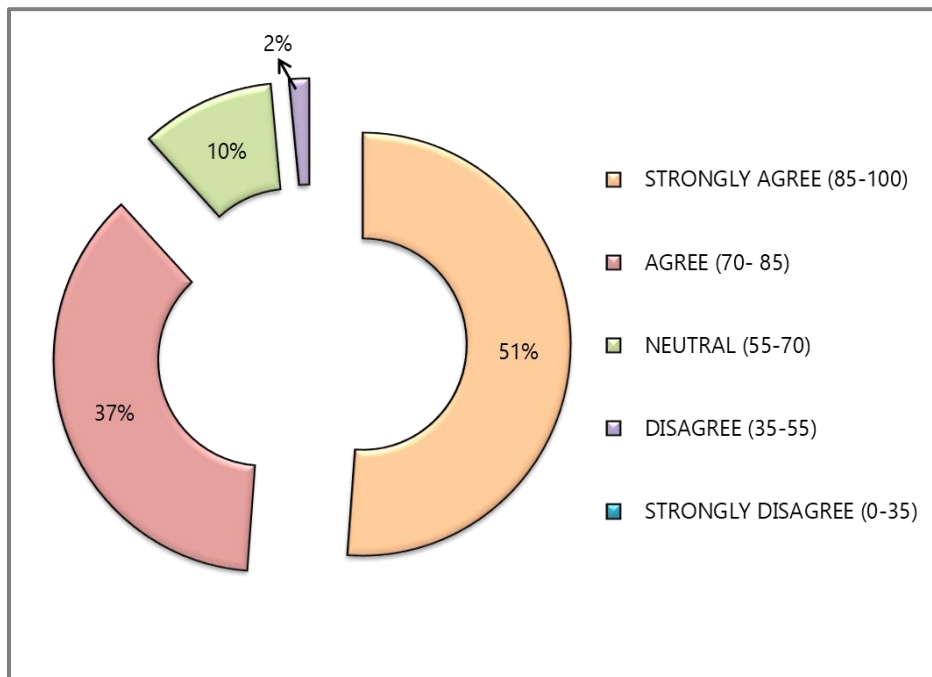
Courses that positively impact global employment enhance students' global employability by equipping them with skills and knowledge that align with international job market demands. The survey results reveal a strong endorsement of the courses' consequence toward global employment, with 53% strongly agreeing and 33% agreeing. A small percentage, 14%, expressed a neutral stance, while no respondents disagreed or strongly disagreed. These findings suggest a positive perception among students regarding the courses' impact on global employability.

Attribute (Questionnaire) 3: How appropriate is the curriculum and syllabus content for your placement/higher education

Tabular presentation of Attribute No:3

ATTRIBUTE	Response of Alumni Sample size is 338					TOTAL RESPONSES
	STRONGLY AGREE	AGREE	NEUTRAL	DISAGREE	STRONGLY DISAGREE	
How appropriate is the curriculum and syllabus content for your placement/higher education	173	125	35	5	0	338

Graphical Representation of Attribute No:3



Analysis Report:

An appropriate curriculum aligns with industry needs, increasing students' chances of securing placements by ensuring they possess relevant skills and knowledge.

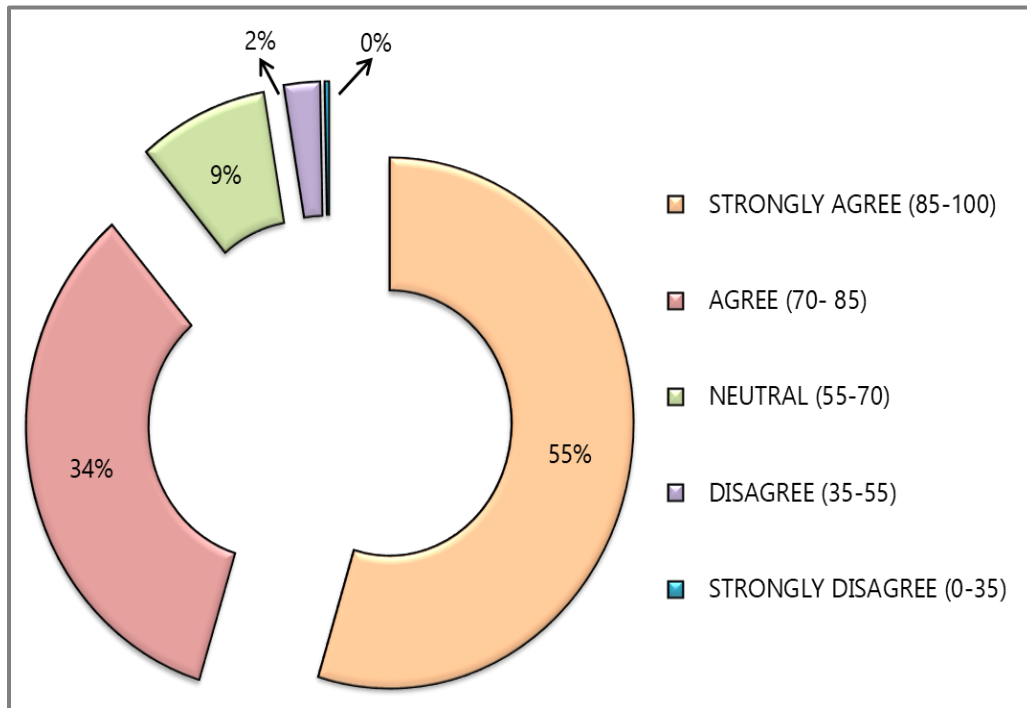
The survey results reflect a positive perception of the curriculum's appropriateness for placement and higher education, with 51% strongly agreeing and 37% agreeing. A minor 10% expressed a neutral opinion, while only 2% disagreed. Importantly, no respondents strongly disagreed. These findings emphasize the perceived effectiveness of the curriculum in preparing students for successful placement and higher education pursuits.

Attribute (Questionnaire)4: Rate the extent of workshops/internships offered that are helpful to build your career

Tabular presentation of Attribute No:4

Response of Alumni Sample size is 338						
ATTRIBUTE	STRONGLY AGREE	AGREE	NEUTRAL	DISAGREE	STRONGLY DISAGREE	TOTAL RESPONSES
Rate the extent of workshops/internships offered that are helpful to build your career	185	115	29	8	1	338

Graphical Representation of Attribute No:4



Analysis Report:

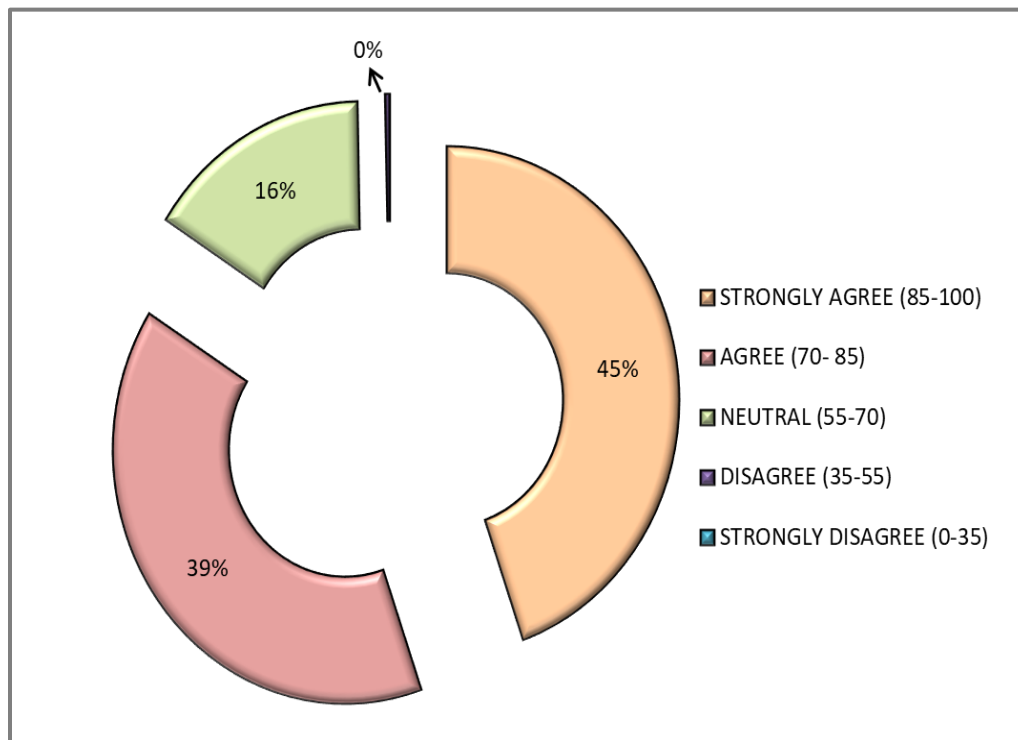
Workshops and internships play a pivotal role in practical skill development, providing students with hands-on experiences that are crucial for building a successful career. The survey results highlight a positive perception of the workshops and internships offered by the college, with 55% strongly agreeing and 34% agreeing. A small percentage, 9%, expressed a neutral opinion, while only 2% disagreed. Importantly, no respondents strongly disagreed.

Attribute (Questionnaire)5: Rate the training and placement support in the curriculum

Tabular presentation of Attribute No:5

ATTRIBUTE	Response of Alumni Sample size is 338					TOTAL RESPONSES
	STRONGLY AGREE	AGREE	NEUTRAL	DISAGREE	STRONGLY DISAGREE	
Rate the training and placement support in the curriculum	151	133	53	1	0	338

Graphical Representation of Attribute No:5



Analysis Report:

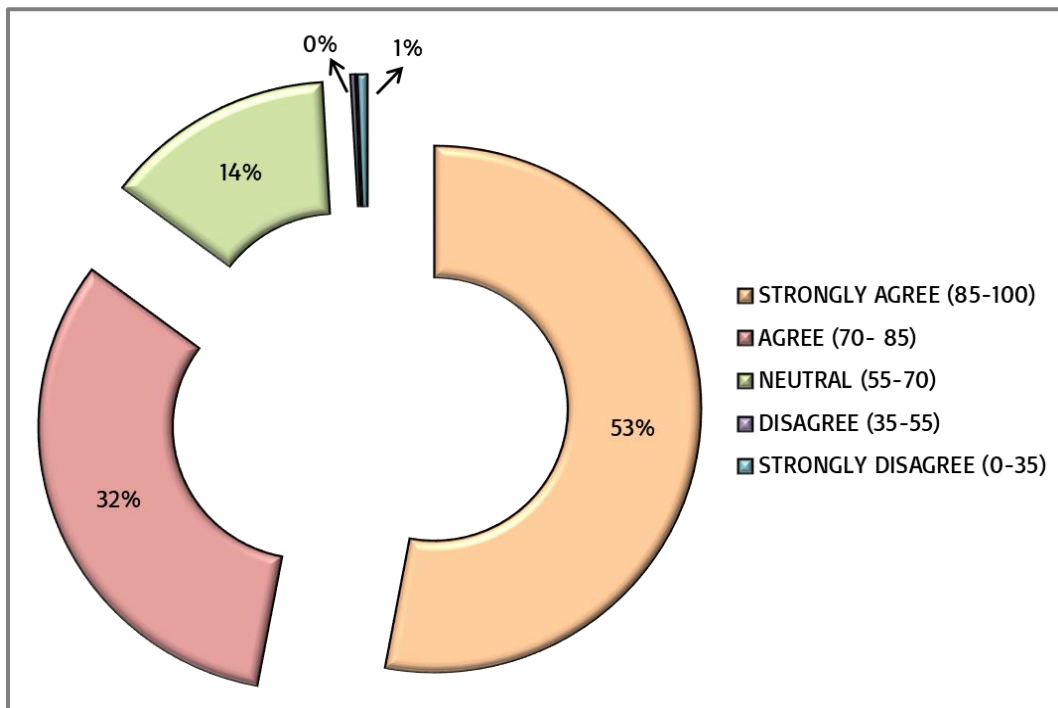
The curriculum's integrated training and placement support improves students' employability skills, ensuring they are well-prepared and competitive in the job market. The survey indicates a high level of satisfaction among students with the curriculum's training and placement support, with 45% strongly agreeing and 39% agreeing, with a moderate 16% neutral and no significant disagreements or disagreements.

Attribute (Questionnaire) 6: Rate the Improvement of your interpersonal skills during your study period

Tabular presentation of Attribute No:6

ATTRIBUTE	Response of Alumni Sample size is 338					TOTAL RESPONSES
	STRONGLY AGREE	AGREE	NEUTRAL	DISAGREE	STRONGLY DISAGREE	
Rate the Improvement of your interpersonal skills during your study period	179	109	47	1	2	338

Graphical Representation of Attribute No:6



Analysis Report:

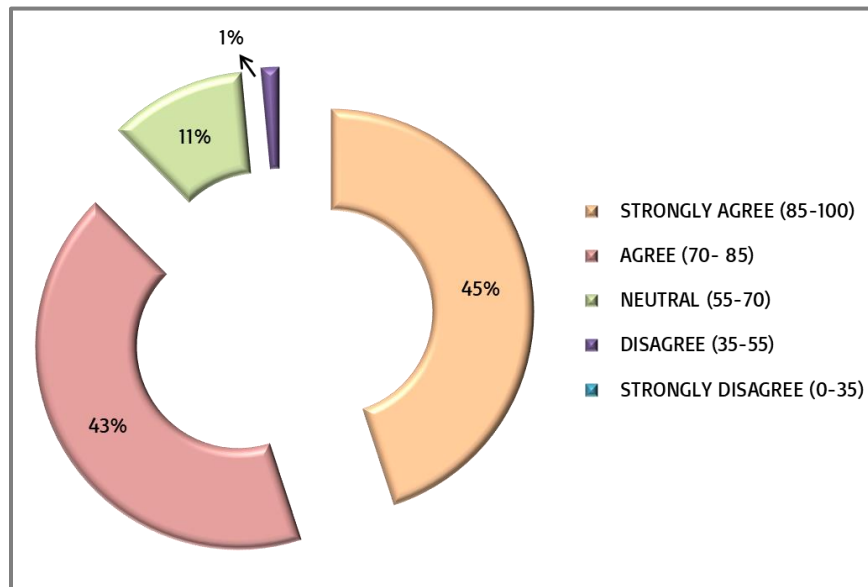
Improving interpersonal skills enhances overall career and social competence, equipping students to navigate diverse relationships and succeed in various social contexts. The survey results indicate positive progress in students' interpersonal skills during their study period, with 53% strongly agreeing and 32% agreeing. A minor 14% expressed a neutral opinion, while only 1% disagreed.

Attribute (Questionnaire)7: Rate the academic initiatives undertaken for the benefit of students

Tabular presentation of Attribute No:7

ATTRIBUTE	Response of Alumni Sample size is 338					TOTAL RESPONSES
	STRONGLY AGREE	AGREE	NEUTRAL	DISAGREE	STRONGLY DISAGREE	
Rate the academic initiatives undertaken for the benefit of students	152	144	37	5	0	338

Graphical Representation of Attribute No:7



Analysis Report:

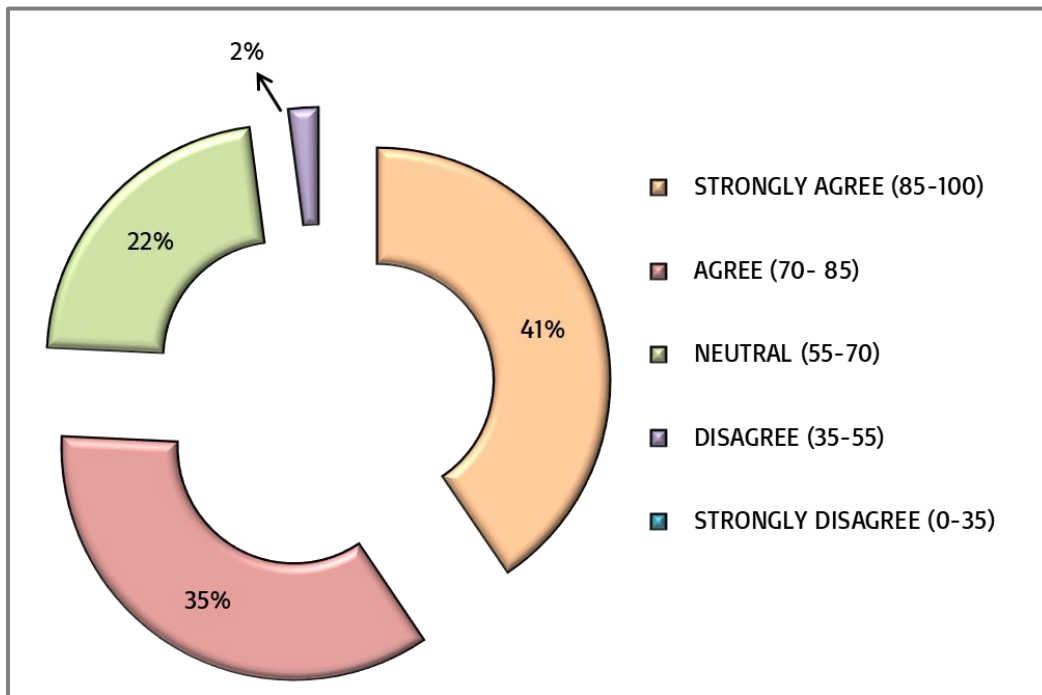
Academic initiatives help to enrich students' learning experiences by offering them additional opportunities, resources, and support for a broader educational experience. The survey indicates a positive reception of academic initiatives, with 45% strongly agreeing and 43% agreeing. A minority, 11%, expressed a neutral opinion, while only 1% disagreed. These findings underscore the perceived impact of academic initiatives in enhancing student satisfaction and enriching the overall educational experience.

Attribute (Questionnaire) 8: Rate the Capability of the programs conducted for the Professional requirements.

Tabular presentation of Attribute No: 8

ATTRIBUTE	Response of Alumni Sample size is 338					TOTAL RESPONSES
	STRONGLY AGREE	AGREE	NEUTRAL	DISAGREE	STRONGLY DISAGREE	
Rate the Capability of the programs conducted for the Professional requirements.	137	119	75	7	0	338

Graphical Representation of Attribute No: 8



Analysis Report:

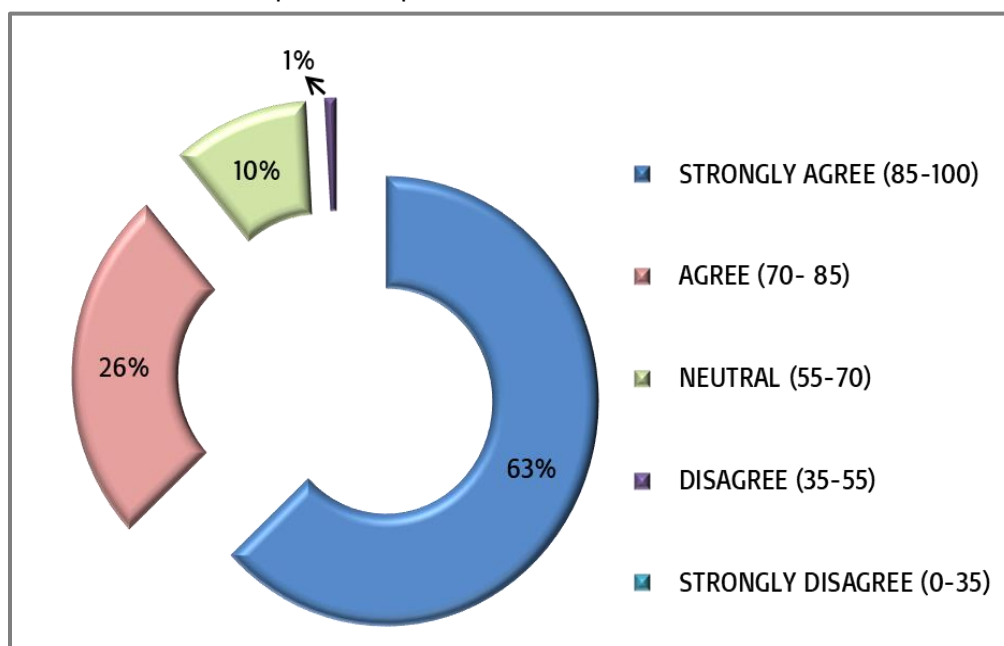
Programs designed to meet the needs of professionals ensure graduates are ready for employment, with the necessary skills and knowledge for their respective industries. The survey indicates positive perceptions of the programs' capability for professional requirements, with 41% strongly agreeing and 35% agreeing. A notable 22% expressed a neutral opinion, and a small 2% disagreed. These findings suggest a generally positive view among students towards the Capability of the programs conducted for the Professional requirements.

Attribute (Questionnaire) 9: Rate the availability of relevant reading materials and digital resources in the Library and the availability of computers for academic purposes

Tabular presentation of Attribute No: 9

ATTRIBUTE	Response of Alumni					TOTAL RESPONSES
	STRONGLY AGREE	AGREE	NEUTRAL	DISAGREE	STRONGLY DISAGREE	
Rate the availability of relevant reading materials and digital resources in the Library and the availability of computers for academic purposes	213	87	35	3	0	338

Graphical Representation of Attribute No:9



Analysis Report:

Adequate reference materials for syllabus topics are vital, fostering a rich learning environment, empowering teachers to effectively impart the course content to the students. Perceptions on the availability of reference material for syllabus of teachers are mixed, with 39% strongly agreeing, 42% agreeing, 17% expressing neutrality, and a minimal 2% in disagreement. These findings suggest diverse opinions, indicating a need for further evaluation and potential improvements in resource accessibility for teachers.

Further, the following points were also conveyed by the students

1. Suggested to implement innovative scholarship program
2. Proposed that extra credits be given for co-curricular and extra-curricular activities.
3. Facilitate research opportunities for students to explore and contribute to their respective academic fields.
4. Foster stronger connections between current students and alumni